

HEADS UP GAME



INSTRUCTIONS & GAME CARDS


Note: Game cards will need to be printed and cut. Feel free to save this general game to play as often as your children would like.

Number of Players: 2 or more

- HAVE one child select a **Heads Up Card** without looking at it.
- HAVE the child place the **Card** on his/her forehead so that the group can see it.
- HAVE the group give the child clues about what's on his/her **Card** without telling him/her what it is. (Ex: If the child pulls the taxi **Card**, the group could give clues such as, "It's a type of car, it's yellow, you see a lot of these in the city, it has a driver, you can pay the driver to take you somewhere," etc.)
- Once the child correctly guesses what's on their **Card**, they win, and someone else can have a turn.



FOUNTAIN



DONUT



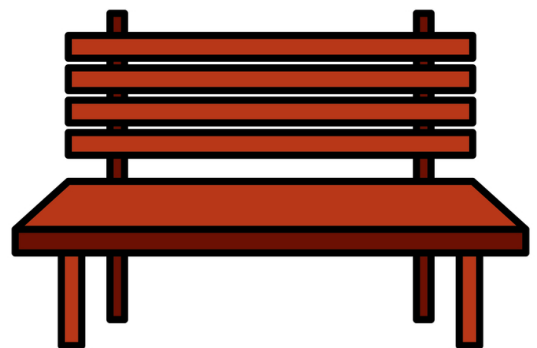
BRIDGE



BUS



BIKE



BENCH



TAXI



SQUIRREL




MOUSE



BUILDING/SKYSCRAPER



PIZZA



HOT DOG