

WEEK 4

FINISH THE STORY ACTIVITY (Grades 2-5)



Supplies Needed:

Print & Cut Story Prompt Pieces

Print & Cut Story Cards

1. SAY: *Every day we will have the opportunity to show or tell someone how much God loves them. Let's play a game called "Finish the Story" to see how we can do that.*
2. SHOW the **story prompt pieces (cut apart and placed in a box or basket to draw from)** and EXPLAIN the game:

*Each round, I'm going to start a story by reading you a **Story Card**. We're going to go around and let everyone add a portion to our story. When it's your turn, draw one story prompt piece from the basket and you must include what the picture shows in your part of the story. The next person will draw from the basket doing the same and add to the story even more. In the end, our story must include showing someone love or telling someone that God loves them.*

There are several story cards so repeat the activity as long as you'd like. If your group needs an example of how to play, FIND and READ the "example" Story Card to them (it's included on the sheet you'll print and cut).




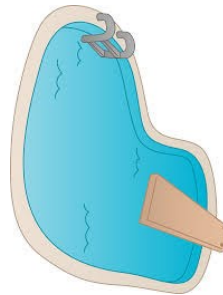
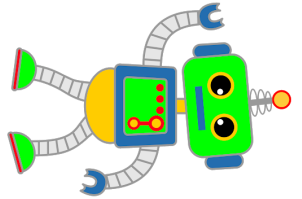

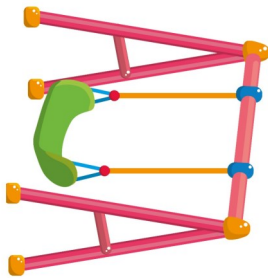


3. After the game, SAY: *The more you tell people the good news of God's love, the easier it will get! And the easiest way to tell people about God's love is to show it to them every day. But whenever you're having a hard time, remember that the good news boots will give you the power and the courage to share God's love with the world. So let's say what we need to know today one more time* (motions optional for 4-5):






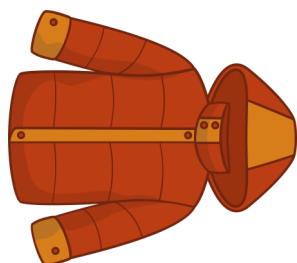
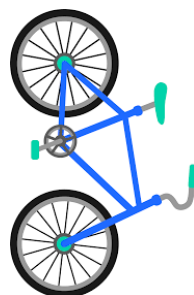
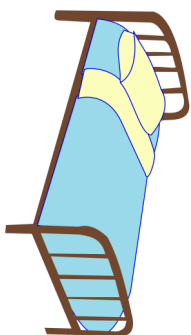


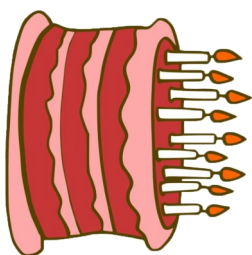
Put on (cross arms on chest)


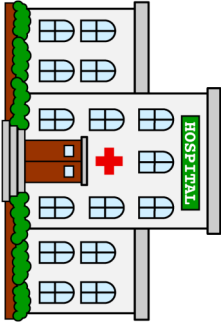


The Good News Boots (pretend to put on boots)


Optional(for 4-5 ONLY): Group Discussion

1. GENERATE additional group discussion by asking:
 - *What is the good news of God's love and why do we need to tell people about it?*
 - *Is it hard for you to share this good news with others? Why or why not?*
 - *How do you think the good news boots can help us tell others about God's love for them?*
2. REVIEW the Need to Know together: *Put on the Good News Boots*









EXAMPLE CARD

Aaron is folding his laundry when his sister comes in the room...

Let's say the first person rolls a rake. They might add to the story by saying, "...and says that she has to go rake leaves."

Then the next person rolls a puzzle piece. So they add to the story by saying, "So Aaron rakes the leaves for his sister and then asks her if she wants to do a puzzle."

Then the last person rolls glasses and finishes the story by saying, "Before they finish the puzzle, it's time for Aaron to go get some new glasses, and they invite the eye doctor to church."

And then I will ask how the people in the story showed God's love to others or told them about His love.

Wk 4 - 2-5 - Story Cards

To start the story, SAY: *One fall morning, Sarah and Maya are picking up litter when all of a sudden...*

After the story, ASK: *Who showed God's love to others in this story? Did anyone tell someone that God loves them?*

If the story did NOT include a way to show God's love, ASK: *How could someone in our story show God's love?*

Wk 4 - 2-5 - Story Cards

To start the story, SAY: *Alexia is helping her dad wash windows when all of a sudden...*

After the story, ASK: *Who showed God's love to others in this story? Did anyone tell someone that God loves them?*

If the story did NOT include a way to show God's love, ASK: *How could someone in our story show God's love?*

Wk 4 - 2-5 - Story Cards

To start the story, SAY: *There's a new kid at school, and he can play the saxophone. When you see him on the playground you...*

After the story, ASK: *Who showed God's love to others in this story? Did anyone tell someone that God loves them?*

If the story did NOT include a way to show God's love, ASK: *How could someone in our story show God's love?*

Wk 4 - 2-5 - Story Cards



To start the story, SAY: *You are at a birthday party with a lot of your friends when you...*

After the story, ASK: *Who showed God's love to others in this story? Did anyone tell someone that God loves them?*

If the story did NOT include a way to show God's love, ASK: *How could someone in our story show God's love?*

Wk 4 - 2-5 - Story Cards

To start the story, SAY: *A basketball team is about to win the game when...*

After the story, ASK: *Who showed God's love to others in this story? Did anyone tell someone that God loves them?*

If the story did NOT include a way to show God's love, ASK: *How could someone in our story show God's love?*

Wk 4 - 2-5 - Story Cards

To start the story, SAY: *Elise and Daysha are celebrating their new Girl Scout badge when they hear...*

After the story, ASK: *Who showed God's love to others in this story? Did anyone tell someone that God loves them?*

If the story did NOT include a way to show God's love, ASK: *How could someone in our story show God's love?*

Wk 4 - 2-5 - Story Cards

To start the story, SAY: *Emily was walking her dog in her neighborhood when all of a sudden, she saw...*

After the story, ASK: *Who showed God's love to others in this story? Did anyone tell someone that God loves them?*

If the story did NOT include a way to show God's love, ASK: *How could someone in our story show God's love?*

Wk 4 - 2-5 - Story Cards