

## WEEK 2 | 4-5 | PARENT LESSON GUIDE

**Need to Know:** I Can Talk to God in Any Way **Bible Story:** Parables on Prayer

**Bible Reference:** Luke 18:1-14



### READ THE BIBLE

#### DO

1. Give kids a **Bible Story Drawing Sheet** and allow them to choose a **drawing utensil**.
2. Read the **Bible Story Sheet** aloud, helping kids color, draw, and trace as needed.
3. Afterward, ask:
  - *What was it about the widow that Jesus wants us to be like? (She kept asking, kept coming to the judge, was persistent, etc.) Jesus wants us to keep asking God for what we need and trust that God will take care of us!*
  - *What should our hearts be focused on when we pray? (God, Jesus, how much He loves us, how much we need Him)*

### LET'S PRAY

#### SAY

*We're going to pray at the same time, but in our own way, using the word PRAY! Everyone, close your eyes and listen to me as I tell you what to think about and pray.*

**P** - Praise - *In your heart, tell God something you like about Him or something that you're thankful for.*

**R** - Repent - *Think about something you did that wasn't right, and tell God you're sorry.*

**A** - Ask - *Is there something you need or something you want? Ask God for it now!*

**Y** - Yes - *Tell God, "YES! I want what You say is best! In Jesus' name I pray. Amen!"*

### LET'S PRACTICE

#### OPTION 1: PRAYER DICE

#### DO

1. Follow the **Leader Guide**, and assist kids in making their own Prayer Die. Distribute **Prayer Dice Sheets**, **scissors**, and **tape** as directed.
2. Sanitize kids' hands again.
3. Have kids say the Need to Know: ***I Can Talk to God in Any Way***

#### OPTION 2: DISCUSSION QUESTIONS

1. *What is one way you talk to God? (Examples: Pray, sing, journal), etc.)*
2. *Have you ever told God you are sorry for doing something wrong? How did you feel afterward?*
3. *Is it hard for you to pray? Why or why not?*
4. *Say this with me again: **I Can Talk to God in Any Way***

## MEMORIZE IT

### SAY

We're starting to memorize a verse from a book in the Bible called *Philippians*. God tells us that He wants to hear us talk to Him about everything. When we talk to God, He hears us and will help us! Say this after me (repeat several times):

**"Don't worry about anything.  
No matter what happens,  
tell God about everything.  
Ask and pray,  
and give thanks to Him."  
Philippians 4:6**

### DO

Have kids say the verse fast like they're running a race and then slowly as if in slow motion. Give the kids **drawing utensils** again and allow them to do the activity on the **Word Scramble Sheet**.

Directions: Read the story below, having kids draw/color on their **Bible Story Drawing Sheets** as directed.

*Jesus loved to tell stories, and the Bible calls these stories parables. One day, Jesus told His friends a parable about a judge who didn't love God, didn't care about what people thought, and only did whatever he wanted.*

**Point to number one on the Bible Story Drawing Sheet.**

*At number one, draw what you think the judge may have looked like. You can draw as I keep reading.*

*A widow who didn't have a husband or any money came to the judge asking for help. Someone was treating her unfairly, so she came to the judge over and over begging him to help her. On the count of three, let me hear you say, "Please," as many times as you can until I say, "Stop." One, two, three! (Allow kids to say, "Please," until you say, "Stop!")*

*Finally, the judge decided to help the widow. He helped her even though he didn't care about God or people. But Jesus explained that our God does care about us, and He hears us every time we pray to Him. Because He cares about us, when we pray in any way, even if we are begging like the widow, God promises to help us.*

**Point to number two on the Bible Story Drawing Sheet.**

*At number two, trace the praying hands to remind you that you can pray in any way!*

*Jesus told another parable to some people. These people were sure that they were perfect and good in God's eyes. But Jesus knew that they looked down on everyone else, and He wanted them to know that wasn't OK. So Jesus said, "Two men went up to the temple to pray." One man was a Pharisee. (Pronounced: Fair-uh-see) A Pharisee was a religious leader who thought they loved God more than anyone else. The other man who went to pray was a tax collector. Tax collectors took money from people to give to the king, and everyone hated them.*

*The Pharisee stood where everyone could see him and prayed loudly so everyone could hear, "Oh God, I thank You that I'm not like other people." The Pharisee also told God about all of the good things he had done. But the tax collector stood far away from everyone, and he wouldn't even look up to heaven because he was sad about all the wrong things he had done. The tax collector prayed, "God, have mercy on me. I am a sinner."*

**Point to number three on the Bible Story Drawing Sheet.**

*At number three, draw a heart and color it your favorite colors as I keep reading.*

*Jesus wanted the people to see that the tax collector's heart was humble when he admitted he had sinned. And God is always ready to forgive us when we ask Him! But when we do wrong things and don't admit it, our pride hurts our friendship with God. Unfortunately, that's what happened with the Pharisee. His heart was full of pride because the only thing he talked to God about was how good he was! God always listens when we talk, but when our hearts are humble it grows our friendship with Him.*

*There are many ways we can pray, but sometimes you may have a hard time knowing what to say. Whenever that happens, you can remember the word "PRAY"!*

**Point to number four on the Bible Story Drawing Sheet.**

*At number four, color in the letters of PRAY as I talk about them.*

- P stands for "Praise"! You can praise God by telling Him how awesome He is and thanking Him for different things in your life.
- R is for "Repent." Repent means you tell God you're sorry for doing wrong things and ask Him to help you not do them anymore.
- A is for "Ask." You can ask God for whatever you want and need! You can be sure that God will give you what He knows is best for you because He loves you so much!
- Y is for "Yes!" We can tell God "Yes," to whatever He says is best for us!

**Point to number five on the Bible Story Drawing Sheet.**

*At number five, finish the Need to Know by writing the words "Any Way" in the blank. Now, let's say what we need to know together:*

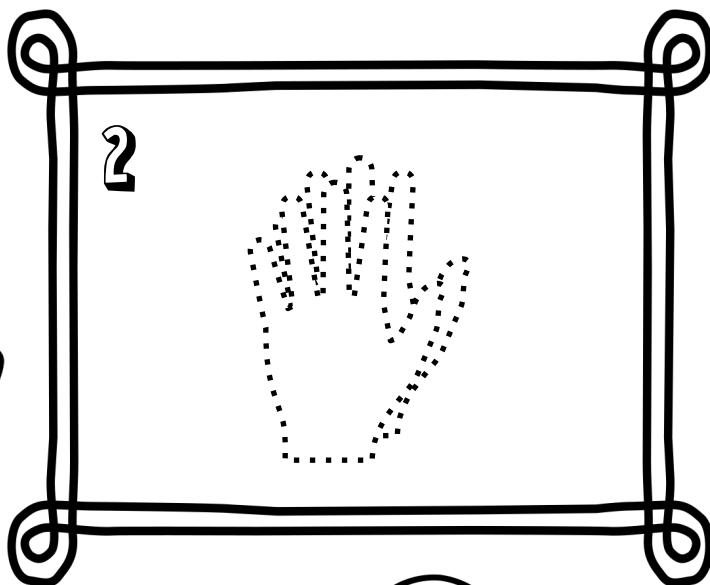
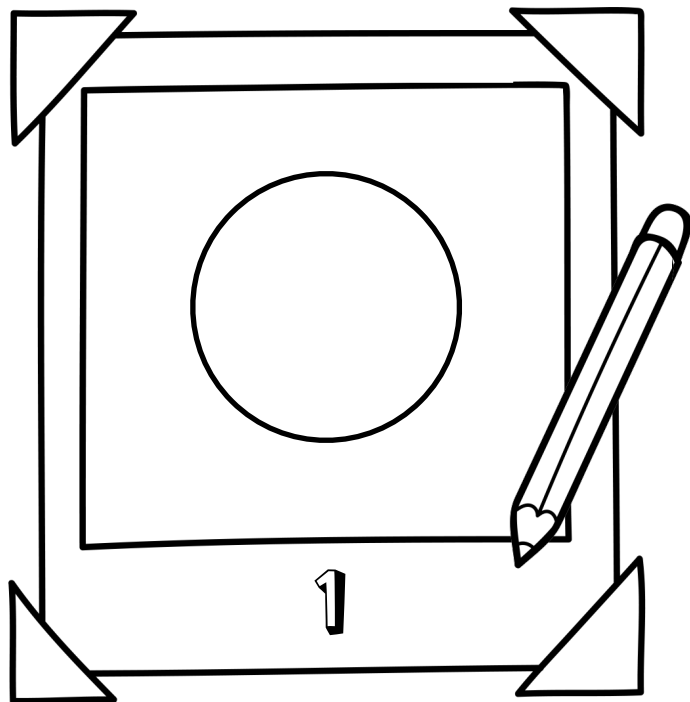
***I Can Talk to God in Any Way***

# Parables on Prayer

Luke 18:1-14



Name: \_\_\_\_\_



5

I Can Talk to God in

\_\_\_\_\_

# LEADER GUIDE

Wk 2 - 4-5 - Leader Guide

1. Tell kids that we can pray and talk to God in many ways. Show the **Prayer Die** and explain that we will be making these to help us remember different ways we can talk to God.
2. **Sanitize** kids' hands.
3. Give each child a **Prayer Dice Sheet** and place **coloring/drawing utensils** in the center of the group.
4. Have kids write their names somewhere on the front (in/on one of the boxes).
5. Explain that kids will cut on the black dotted line only.
6. Allow kids to use **scissors** to cut out their Prayer Dice. Assist as needed, and give them a new one if they cut along the wrong line.
7. After everyone has cut out their Dice, explain that kids will fold on the solid gray lines.
8. Have everyone fold their Dice, assisting as needed.
9. Explain that the gray tabs that say "Attach" are where we will **tape** them to the inside.
10. Place glue or tape in the center of the group, and assist kids in attaching the gray tabs to the inside of their Prayer Dice.
11. After all the tabs have been attached, have kids secure their dice with a small piece of tape.
12. After all Prayer Dice have been assembled, show kids how they can roll the die and talk to God in whatever way the die lands on.
13. Remind kids to use their dice as they talk to God each day at home.

# PRAY



Praise



Repent



Ask



Yes

ATTACH

**Stand up!**




**Praise** God and thank Him for something good that happened today.

ATTACH


ATTACH

**Find a friend!**



**Ask** someone nearby to pray with you for something you need.

**Eyes open!**



**Praise** God and thank Him for something you see.

**Eyes closed!**



Tell God you say, "Yes," to whatever He wants you to do.

ATTACH

ATTACH

**Use a quiet voice!**



**Repent** and tell God you're sorry for something wrong you've done.

ATTACH

**Sit or kneel!**



**Ask** God to do something you really want Him to do.

ATTACH



## How to Make Your Prayer Dice:

1. Cut along the dashed line.
2. Fold along the solid lines to make a square dice with the words facing out.
3. Place glue or tape on the flaps that say "attach" to attach the sides of the dice together.
4. Roll the completed dice, and talk to God about whatever it lands on!

**Directions:** Unscramble the words to help you practice the memory verse!

“ \_\_\_\_\_ worry \_\_\_\_\_  
D n' o t                      t u a b o

anything. No matter \_\_\_\_\_  
a t w h

happens, \_\_\_\_\_ God about  
l e t l

everything. \_\_\_\_\_ and \_\_\_\_\_,  
s k A                      y r p a

and give \_\_\_\_\_ to Him.”  
k n s t a h

Philippians 4:6

**Week 2 • Need to Know:** I Can Talk to God in Any Way

**Today's Bible Story:** Parables on Prayer (Luke 18:1-14)

*Memorize Philippians 4:6 above by the end of the series to win a prize!*