

WEEK 2 | K-3 | PARENT LESSON GUIDE

Need to Know: I Can Talk to God in Any Way **Bible Story:** Parables on Prayer

Bible Reference: Luke 18:1-14



READ THE BIBLE

DO

1. Give kids a **Bible Story Drawing Sheet** and allow them to choose a **coloring utensil**.
2. Read the **Bible Story Sheet** aloud, helping kids color, draw, and trace as needed.
3. Afterward, ask:
 - *Should we ask God for something one time or keep asking Him? (Allow responses) We can keep asking God because He never gets tired of hearing us talk to Him! And we can trust that He is going to answer at just the right time.*
 - *Can we pray in any way? (Yes!) Who should our hearts be focused on when we're praying? (God) Yes! We can even picture God or Jesus when we close our eyes to pray!*

LET'S PRAY

PRAY

Hey God! We're so glad that we can pray and talk to You. Thank You for always listening to us. Help us always remember that we can talk to you anytime, anywhere, in any way, and about anything. In Jesus' name we pray. Amen.

LET'S PRACTICE

DO & SAY

1. Make a **Prayer Die** from attached sheet then show it and say:
 - *Let's take turns rolling this prayer die to help us see different ways that we can talk to God! You'll each get a turn to roll the die, and then we'll talk to God in the way the die tells us to.*
2. Give each child a turn to roll the Prayer Die. Read the prompt that the die lands on, and allow the group to respond. Make sure each side of the die has been discussed at least once.
3. Collect the Prayer Die, and review the Need to Know together again:
I Can (thumbs to chest)
Talk to God (make praying hands)
In Any Way (cup hands around mouth)
4. Give each child a **Prayer Dice Sheet** and let them make their own. Say:
 - *You each get a prayer die! When you make your prayer die, it will help you talk to God in so many ways!*

MEMORIZE IT

SAY

We're starting to memorize a verse from a book in the Bible called Philippians. It helps us know when to pray and what to say! Say this after me:

"Don't worry about anything. (make "X" with arms, shake head in "no" motion)

No matter what happens, (arms out in "why" motion)

tell God about everything. (arms up and out)

Ask and pray, (make praying hands)

and give thanks to Him." (wave both hands up high)

Philippians 4:6 (make book with hands)

DO

Have kids say the verse fast like they're running a race and then slowly as if in slow motion.

Give **coloring utensils** to the kids and allow them to color the **Memory Verse Sheet**.

BIBLE STORY SHEET

Wk 2 - K-3 - Bible Story Sheet

Directions: Read the story below, having kids draw/color on their **Bible Story Drawing Sheets** as directed.

Jesus loved to tell stories, and the Bible calls these stories parables. One day, Jesus told His friends a parable about a mean judge who didn't love God or care about others.

Point to number one on the Bible Story Drawing Sheet.

At number one, draw what you think the judge may have looked like. You can draw as I keep reading.

A widow who didn't have a husband or any money came to the judge asking for help. Someone was treating her unfairly, so she came to the judge over and over begging him to help her. On the count of three, let me hear you say, "Please," as many times as you can until I say, "Stop." One, two, three! (Allow kids to say, "Please," until you say, "Stop!")

Finally, the judge decided to help the widow. He helped her even though he didn't care about God or people. But Jesus explained that our God does care about us, and He hears us every time we pray to Him. Because He cares about us, when we pray in any way, even if we are begging like the widow, He promises to help us.

Point to number two on the Bible Story Drawing Sheet.

At number two, trace the praying hands to remind you that you can pray in any way!

Jesus told another parable to some people. These people were sure that they were perfect and good in God's eyes. But Jesus knew that they looked down on everyone else, and He wanted them to know that wasn't OK. So Jesus said, "Two men went up to the temple to pray." One man was a Pharisee. (Pronounced: Fair-uh-see) A Pharisee was a religious leader who thought they loved God more than anyone else. The other man who went to pray was a tax collector. Tax collectors took money from people to give to the king, and everyone hated them.

The Pharisee stood where everyone could see him and prayed loudly so everyone could hear, "Oh God, I thank You that I'm not like other people." The Pharisee also told God about all of the good things he had done. But the tax collector stood far away from everyone, and he wouldn't even look up to heaven because he was sad about all the wrong things he had done. The tax collector prayed, "God, have mercy on me. I am a sinner."

Point to number three on the Bible Story Drawing Sheet.

At number three, trace the heart and color it your favorite colors as I keep reading.

Jesus wanted the people to see that the tax collector's heart was humble when he admitted he had done wrong things and sinned. And God is always ready to forgive us when we ask Him! But when we do wrong things and don't admit it, our pride hurts our friendship with God. That's what happened with the Pharisee. His heart was full of pride because the only things he talked to God about were the good things he did! God always listens when we talk, but when our hearts are humble, it grows our friendship with Him.

There are many ways we can pray, but sometimes you may have a hard time knowing what to say. Whenever that happens, you can remember the word "PRAY"!

Point to number four on the Bible Story Drawing Sheet.

At number four, color in the letters of PRAY as I talk about them.

- *P stands for "Praise"! You can praise God by telling Him how awesome He is and thanking Him for different things in your life.*
- *R is for "Repent." Repent means that you tell God you're sorry for doing wrong things and ask Him to help you not to do them anymore.*
- *A is for "Ask." You can ask God for whatever you want and need! You can be sure that God will give you what He knows is best for you because He loves you so much!*
- *Y is for "Yes!" We can tell God "Yes," to whatever He says is best for us!*

Point to number five on the Bible Story Drawing Sheet.

At number five, trace the words "Any Way" as we say our Need to Know together:

I Can (thumbs to chest)

Talk to God (make praying hands)



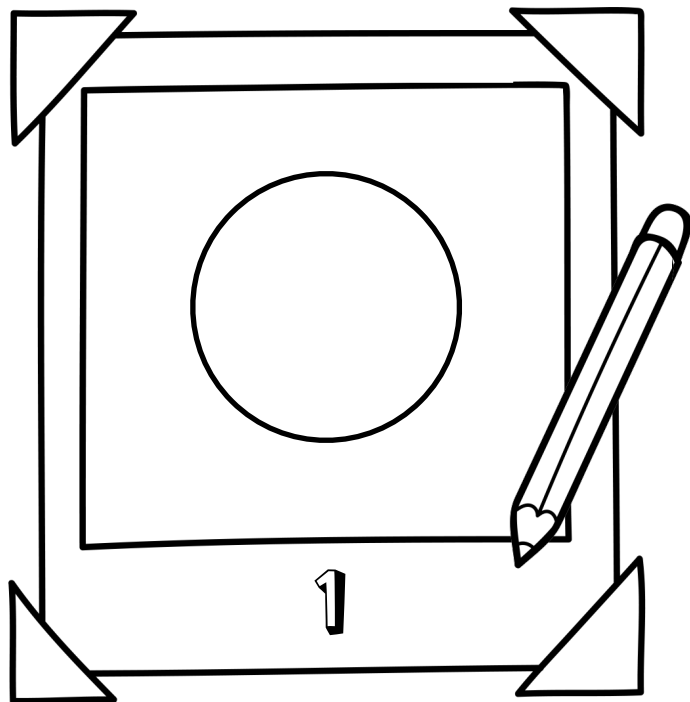
In Any Way (cup hands around mouth)

Parables on Prayer

Luke 18:1-14



Name: _____



5


I Can Talk to God in

Any Way


PRAY



Praise



Repent



Ask




Yes



ATTACH

Find a friend!



Ask someone nearby to pray with you for something you need.

ATTACH


Stand up!



Praise God and thank Him for something good that happened today.

ATTACH

Eyes open!



Praise God and thank Him for something you see.

ATTACH

Use a quiet voice!



Repent and tell God you're sorry for something wrong you've done.

ATTACH

Sit or kneel!



Ask God to do something you really want Him to do.

ATTACH

Eyes closed!

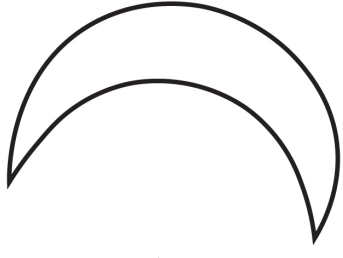


Tell God you say, "**Yes**," to whatever He wants you to do.


ATTACH

How to Make Your Prayer Dice:

1. Cut along the dashed line.
2. Fold along the solid lines to make a square dice with the words facing out.
3. Place glue or tape on the flaps that say "attach" to attach the sides of the dice together.
4. Roll the completed dice, and talk to God about whatever it lands on!



**"Don't worry about anything. No matter what happens, tell God about everything. Ask and pray, and give thanks to Him."
Philippians 4:6 (NIRV)**



Week 2 • Need to Know: I Can Talk to God in Any Way

Today's Bible Story: Parables on Prayer (Luke 18:1-14)

Memorize Philippians 4:6 above by the end of the series to win a prize!