



# EASTER

## FAMILY GUIDE TO SERIES OVERVIEW

JOHN 3:16-17 (NIV)

***For God so loved the world that He gave his one and only Son, that whoever believes in Him shall not perish but have eternal life. For God did not send His Son into the world to condemn the world, but to save the world through Him.***

The following elements will be provided:

### **Documents**

- Word Searches
- Activity Sheets
- Coloring Sheets
- Activity Instructions
- Talk It Over Questions

### **Media**

- Church at Home
  - Countdown
  - Worship Song
  - Memory Verse Song
  - Animated Bible Story
  - Teaching Video

### Lesson 1

#### **The Triumphal Entry**

Matthew 21:1-11, Mark 11:1-11,  
Luke 19:28-44, John 12:12-19

***I will celebrate Jesus as my good King.***

### Lesson 2

#### **Jesus' Sacrifice**

Matthew 27:32-56, Mark 15:21-41,  
Luke 23:26-43, John 19

***I can believe because Jesus is alive.***

### Lesson 3

#### **Jesus Appears Thomas**

John 20:24-31

***When I doubt, I can remember Jesus.***

### Lesson 4

#### **The Road to Emmaus**

Luke 24:13-49

***I will remember what Jesus did for me every day.***



# EASTER

ELEMENTARY ACTIVITY | LESSON 2

## EASTER BINGO

### Supplies:

- Bible story bingo card (multiple layouts provided)
- Game call cards mixed up in a bag/bowl
- 1 bowl of small snacks to use as “game pieces” (i.e.: jelly beans, M&Ms, Skittles, fruit snacks, Goldfish, etc)



### Directions:

1. Give each player one Easter bingo card and small bowl of “game pieces.”
  - Note: The pictures on the bingo cards are about Bible story video from church this week about Jesus’ sacrifice.
2. Begin by finding all free spaces on each player’s Easter bingo card. Place a “game piece” on each free space.
  - Note: Each card has a potential of 3 free spaces located in different spots on their cards.
    1. “Free” free space – standard bingo free space
    2. “Free of sin” free space – reminds us that Jesus died for the whole world to save them from sin
    3. “Empty tomb” free space – reminds us that Jesus was alive and the tomb was empty.
3. One person will draw a card from the call bowl/bag and show the picture to all players.
4. Players will look to see if they have the picture on their card.
  - a. If they do, they will use a game piece to cover the picture on their card.
  - b. If they do not, they do not use a game piece that round.
5. With each card drawn, ask about the picture and share the description of the picture.
  - *Who/What is it? What happened in this part of the story? Did you like this part?*
6. Continue drawing cards until someone covers 4 squares in a vertical, horizontal, or diagonal row.

## TALKING POINTS

*Get together and talk about how this game helps us think about this week’s Bible story.*

- Which bingo card had your favorite picture from the Easter story? Why is that your favorite?
- What does it mean to believe in Jesus? Do you believe in Jesus?
- Do you have any questions about the Bible story or anything from this week?
- What is one thing you are thankful for today? Let’s talk to God and tell Him that and thank Him for sending us Jesus.



### **DONKEY**

Jesus entered Jerusalem  
on a humble donkey  
on Palm Sunday.

### **PALM BRANCH**

People welcomed Jesus  
as a king on Palm Sunday.  
They put palm branches on the  
ground to show their love  
and adoration for Jesus.


### **BREAD AND WINE**

At the Passover meal with His  
disciples, Jesus broke bread and  
shared wine, so they would  
always remember what He  
would do on the cross.

### **CITY WALL OF JERUSALEM**

Jesus entered the city of  
Jerusalem on Palm Sunday.  
Not everyone celebrated His  
arrival. Some religious leaders  
were angry that He  
was celebrated as a king.





### **COINS**

Judas betrayed Jesus  
and gave Him up to the  
religious leaders for  
30 silver coins.

### **PRAYING HANDS**


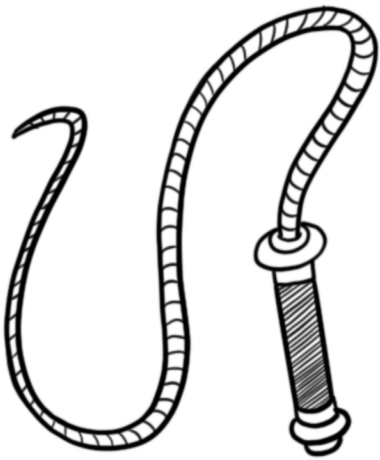


The night before His death,  
Jesus prayed in the  
Garden of Gethsemane.

### **HANDCUFFS**

Jesus was arrested even though  
He did nothing wrong.  
He was arrested in the  
Garden of Gethsemane.

### **ROOSTER**

Jesus said Peter would deny  
Jesus three times before  
the rooster crowed.  
And that is exactly what  
happened.



### **SWORD**

While Jesus was on the cross,  
the soldier pierced the side  
of Jesus with a sword.

### **CROWN OF THORNS**


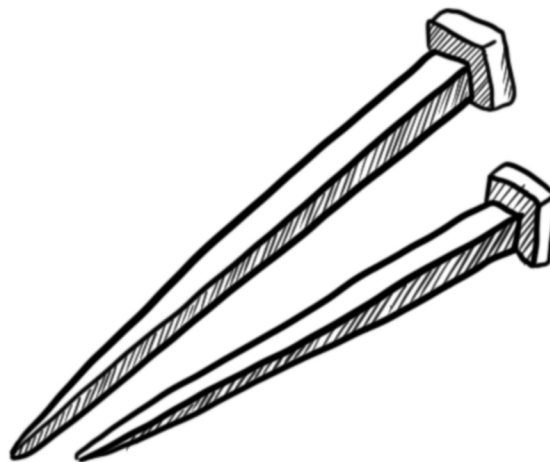
Jesus was made fun of  
and mocked.  
They put a crown of thorns  
on His head to criticize Him  
as king.

### **CROSS**

Jesus died on a cross,  
even though He didn't do  
anything wrong.  
He did it to save  
everyone from their sins.

### **WHIP**

Jesus was whipped 39 times  
as part of His punishment  
before He carried His cross.



### **NAILS**

Nails were placed in each  
of Jesus' hands when He  
hung on the cross.  
After the third day when  
He had risen,  
Jesus appeared to many people  
and showed them the marks  
on His hands from the nails.

### **BIBLE**

The Bible is God's word to us.  
It tells us the story of Easter.  
Every story in the Bible  
is true and tells us  
about real people, places,  
and things that happened.

### **DARK CLOUD**

Right in the middle of the day  
that Jesus hung on the cross,  
it became dark all  
of a sudden for three hours.

### **ROMAN SOLDIER**

The Roman soldiers  
sat at the foot of the cross  
and rolled dice for Jesus' clothes.



JOHN  
3:16

### **JOHN 3:16**



This is a verse from the Bible  
that tells us why Jesus came  
and died on the cross.  
He did it because He loves us.  
It says, "For God so loved  
the world that He gave  
His one and only Son,  
that whoever believes  
in Him shall not  
perish but have eternal life."

### **ANGEL WINGS**



On the third day after  
Jesus' death on the cross,  
an angel appeared  
saying that Jesus was not there.  
He is alive!



# BINGO!





# BINGO!







# BINGO!





# BINGO!







# BINGO!





# BINGO!







# BINGO!





# BINGO!








# BINGO!




# BINGO!









**Jesus' Sacrifice**

# Colored by:

---

on

---

**Hey Parents! This week your child learned about Christ's death and resurrection. When Jesus died on the cross, He took our sin and traded it for salvation. Now we can choose to love and follow Christ because of what He did. Take some time to review the following questions with your child this week, reminding them of the importance of Easter.**

- 1. Who died on the cross for us?**
- 2. What happened three days after Jesus died?**
- 3. Does Jesus love us?**







I can believe because  
Jesus is alive!

**KEY**

1 GREEN 2 YELLOW  
3 ORANGE 4 PURPLE  
5 BROWN

Jesus is alive!



Trace the lines to finish the picture of Jesus.

I CAN BELIEVE BECAUSE  
JESUS IS ALIVE.

Y Y H M Q  
V I M I R A C L E  
L Y W M I D B K A A V  
O L O O S B N E M G X G F  
P Q S Q N I H L B O H L C  
X U I F W Y Q E I T D O R C F  
H R A L I V E A E H S I N S B  
E M D G N O D V V J B Z B U X  
F E U V P F Q E E T F B X X Y  
Y S R W V G P N E A S T E R G  
T L A Q L O V E M V F C Q  
A U H E X E L C R O S S Z  
M J E S U S X N Z A G  
V D A K Z X K D C  
A Y A X U

ALIVE  
BELIEVE  
CROSS  
EASTER  
GOD  
HEAVEN  
JESUS  
LOVE  
MIRACLE  
SINS







# EASTER

TALK IT OVER | LESSON 2

Hey parents! Use these questions as a guide to talk over this week's lesson, **Jesus' Sacrifice**, with your child after they've watched the video service!

1. What was your favorite part of the video we just watched?
2. Why did Jesus die on the cross? Look at John 3:16-17
3. What do you think about the fact that Jesus died on the cross for you because He loves you?
4. What does it mean to believe in Jesus?
5. Would you say that you believe in Jesus? Have you ever prayed to ask Jesus to be the Lord and Savior of your life, making the choice to become a Christian?\*
6. Who is someone that we can pray for to know Jesus' love and the true reason for Easter? Pray together about that person and ask God to give you the opportunity to share God's love with them.

*\*How to Become a Christian* is a great tool to use in this conversation with your child. It goes over the reasons for needing Jesus, how to pray to become a Christian, and what to do once you are a Christian.