



EASTER

FAMILY GUIDE TO SERIES OVERVIEW

JOHN 3:16-17 (NIV)

For God so loved the world that He gave his one and only Son, that whoever believes in Him shall not perish but have eternal life. For God did not send His Son into the world to condemn the world, but to save the world through Him.

The following elements will be provided:

Documents

- Word Searches
- Activity Sheets
- Coloring Sheets
- Activity Instructions
- Talk It Over Questions

Media

- Church at Home
 - Countdown
 - Worship Song
 - Memory Verse Song
 - Animated Bible Story
 - Teaching Video

Lesson 1

The Triumphal Entry

Matthew 21:1-11, Mark 11:1-11,
Luke 19:28-44, John 12:12-19

I will celebrate Jesus as my good King.

Lesson 2

Jesus' Sacrifice

Matthew 27:32-56, Mark 15:21-41,
Luke 23:26-43, John 19

I can believe because Jesus is alive.

Lesson 3

Jesus Appears Thomas

John 20:24-31

When I doubt, I can remember Jesus.

Lesson 4

The Road to Emmaus

Luke 24:13-49

I will remember what Jesus did for me every day.



EASTER

TALK IT OVER | LESSON 4

Hey parents! Use these questions as a guide to talk over this week's lesson, **The Road to Emmaus**, with your child after they've watched the video service!

1. What was your favorite part of the video?
2. What do you want to be remembered for?
3. What is Jesus remembered for?
4. What did Jesus ask His disciples to do to remember Him?
5. How often should we remember Jesus?
6. What can we do to remember Jesus every day?
7. Read John 3:16-17 every day as a family and remember Jesus together.
8. Don't forget about the Quarantine Challenge! This week's challenge is all about staying connected. FaceTime a grandparent or another family member! Check in with them and tell them you love them and are thinking of them!



EASTER

ELEMENTARY ACTIVITY | LESSON 4

CATEGORIES

Directions:


1. Get together with the people in your house and/or get on a video chat via FaceTime, Hangouts, Zoom, Marco Polo, etc. with friends and family outside your home.
2. One person will state a category like candy, movies, sports, etc.
3. Going around the circle, each player must name an item in that category. Everyone must *remember* what others have said so they do not repeat any item.
4. If they repeat it or can't think of one, they're out.
5. Continue playing with a new category and keep going.

TALKING POINTS

Get together and talk about how this game helps us think about this week's Bible story.

- That was a fun game to play to help use our memory! To do well you had to think and focus really hard to remember what other people said. Even when you did, it was sometimes hard to remember.
- That reminds us of the Bible story from this week at church. We saw that Jesus gave the disciples something to remember Him and it's important that we remember Jesus every day.
- What are some things you remember about Jesus?
- What are some things that make it difficult for you to remember Jesus?
- What are some ways we can remember Jesus every day as a family?
- Do you have any questions about the Bible story or anything from this week?
- What is one thing you are thankful for today? Let's talk to God and tell Him that and thank Him for sending Jesus.

B



The Road to Emmaus

Luke 24:13-49

D

Colored by:

on


Hey Parents! This week we are wrapping up our Easter series with the story of Jesus appearing to two men on the road to Emmaus after His resurrection! We can remember that Jesus is always with us, too, and never forget the things He did for us on Easter. Talk through these questions with your child, reminding them of ways they can remember Jesus every day.


- 1. What caused the men to realize it was Jesus they had been walking with?**
- 2. Do you think Jesus walks with you, too?**
- 3. One way we can remember what Jesus did is by reading about Him in our Bible. What's a story in the Bible you'd want to read together today?**




EASTER SCAVENGER HUNT


Let's go on a scavenger hunt to find things that remind us of the Easter story!
That way we can remember Jesus and what He did on Easter every day.

☐ **A rock** - reminds us of Jesus' tomb 

☐ **Two sticks** - remind us of Jesus' cross 


☐ **Something new** - reminds us that Jesus gives us a new life 

☐ **Draw a cloud you see** - reminds us that Jesus lives in Heaven →

☐ **Something white** - reminds us that Jesus forgave us 


☐ **A fallen leaf** - reminds us of the palm branches used during Jesus' triumphal entry 

☐ **Draw an animal** - reminds us of the donkey Jesus rode to Jerusalem →

☐ **Something empty** - reminds us of Jesus' empty tomb 

☐ **Something black** - reminds us that Jesus died for our sins 


Finish



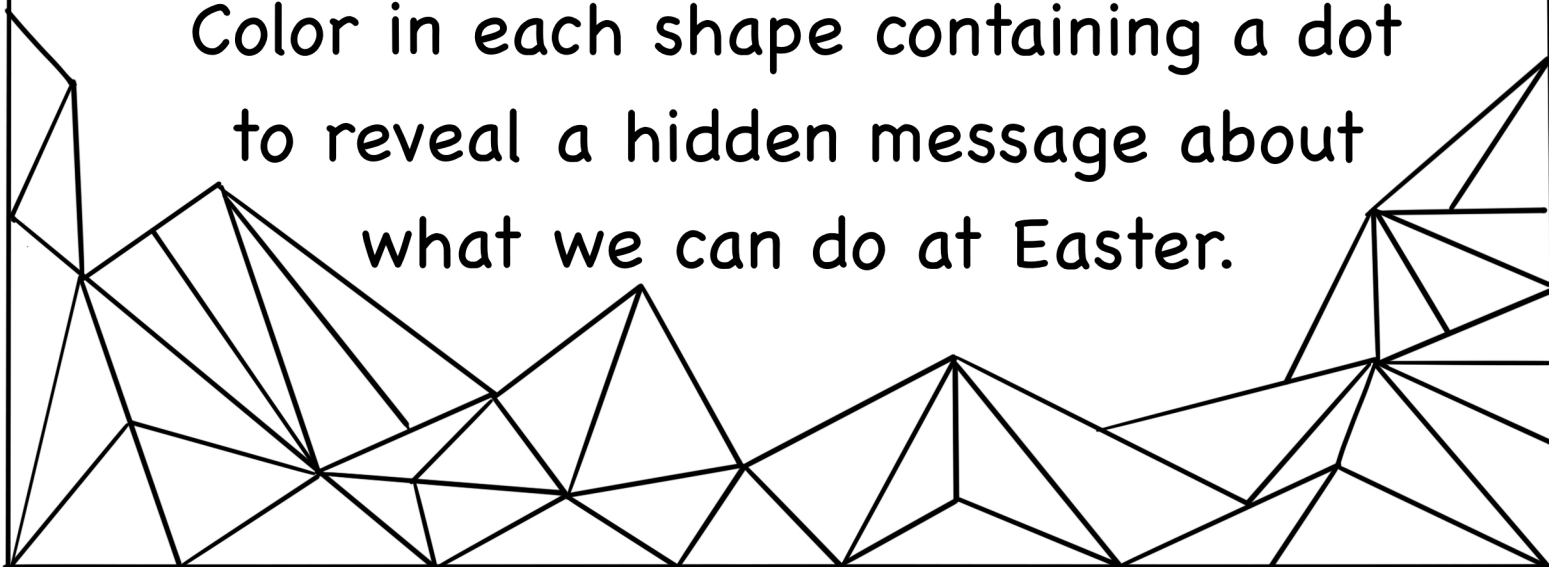
Start

**Help Jesus and the
two believers get to
Emmaus!**





Color in each shape containing a dot
to reveal a hidden message about
what we can do at Easter.



I WILL REMEMBER WHAT JESUS DID FOR ME EVERY DAY.

U E D I S C I P L E S A K Y F
Y V S K L N L L Q G Q K K F R
R E U I W B I J E A S T E R Y
E R P P K P Z V J E S U S Y G
M Y P A Z M H J W P O N F W U
E D E S U L F Q S H A J E K Y
M A R S W X Z V P L Y H A X X
B Y L O D G O A R Z N B Y F A
E S N V X B R L P W I M V L A
R U R E S R Q E R G X X W B F
E X R R E E Q Z W Q S H Y R P
I J D I T A F T N D M Z M R V
L N A I N D U Q U J T P T F P
J E M M A U S U P R A Y G U D
Q D D N X U K I L K S B W G W

BREAD
DISCIPLES
EASTER
EMMAUS
EVERYDAY
JESUS
PASSOVER
PRAY
REMEMBER
SUPPER

